


68.A



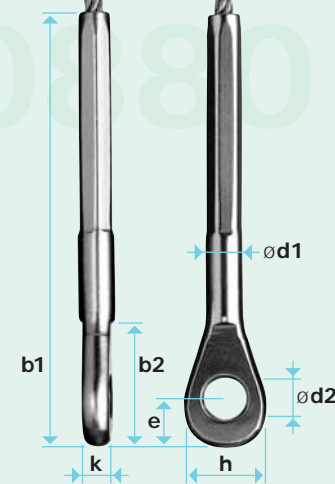
STA-LOK[®] - assembly diagram

- 1 End connector: eye, clevis or thread
- 2 Former cap
- 3 Cover socket
- 4 Fluted wedge end
- 5 Sleeve with external thread



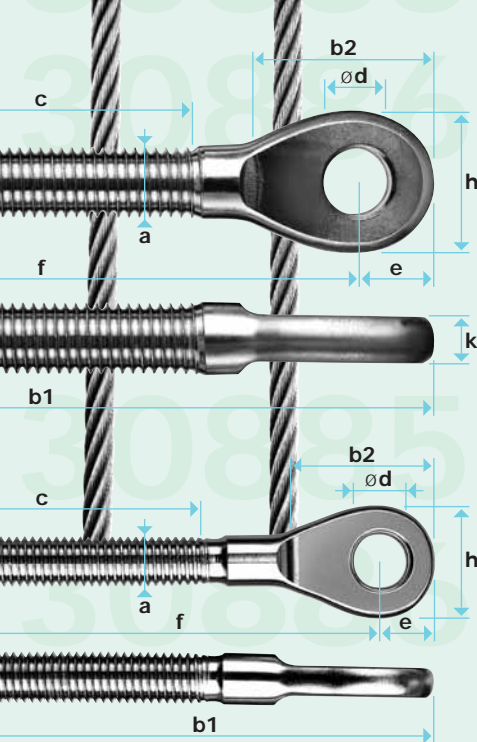

68.C

! The swaging process lengthens dimension (b) by 3 to 6%.



! The user is responsible for choosing the proper rope ϕ and for correct assembly. Functionality is guaranteed only by Jakob ropes Nos. 10820- or 10830- with code filament.

! Not suitable for stranded wire rope 10810-



R Right-hand thread
L Left-hand thread

Technical data subject to change. All rights reserved. © 1988/96 by Jakob AG Switzerland.

SWAGED EYE END

Breaking strength: 90% of min. rope breaking load

no.	mm	b1	b2	ød1	ød2	e	h	k
0200	2,0	56	14,0	5,5	5,5	7,0	12,5	3
0300	3,0	62	17,0	6,3	6,5	8,0	13,5	4
0400	4,0	76	21,0	7,5	8,5	9,0	18,0	5
0500	5,0	87	27,0	9,0	10,5	11,0	21,0	6
0600	6,0	108	29,0	12,5	13,0	14,0	25,0	8
0800	8,0	134	34,0	16,0	14,5	15,0	30,0	10
1000	10,0	159	41,0	17,8	16,3	18,0	35,0	11
1200	12,0	180	46,0	20,0	19,3	21,0	40,0	15
1600	16,0	245	72,0	28,2	25,5	31,7	44,0	24

SCREWED STA-LOK[®] EYE END

For on-site assembly / Breaking strength: 90% of min. rope breaking load

no.	mm	b	ød	e	f	h	k	sw
0300	3,0	46	6,5	6,3	10,0	11,5	5,0	9,6
0400	4,0	55	8,0	8,0	14,7	14,3	5,8	11,4
0500	5,0	66	10,0	10,5	18,0	17,5	7,5	13,8
0600	6,0	83	13,0	12,7	22,2	22,2	9,5	16,8
*0800	8,0	97	13,0	14,4	27,0	25,4	12,0	19,4
1000	10,0	119	16,0	17,8	29,2	28,6	13,5	22,6
1200	12,0	136	19,5	22,5	33,3	34,9	19,0	30,2
1400	14,0	168	22,5	25,5	38,1	41,3	20,0	36,5
1600	16,0	185	22,5	33,3	40,0	44,5	20,0	40,0

* For technical reasons, use rope 10830-0800 (6x19x0.5+SEL) instead of rope 10820-0800 (6x7x0.8)

EYE END WITH EXTERNAL THREAD

no. R	no. L	a	b1	b2	c	ød	e	f	h	k
0500	0500	M5	69	15	41	5,5	6,0	62,0	12,0	3
0600	0600	M6	68	16	47	6,5	7,0	61,0	14,0	4
0800	0800	M8	87	21	57	8,5	9,5	77,5	17,0	5
1000	1000	M10	101	29	63	10,5	12,0	89,0	22,0	6
1200	1200	M12	124	31	80	13,0	14,0	110,0	24,5	8
1400	1400	M14	136	34	90	13,0	14,0	122,0	27,0	9
1600	1600	M16	149	37	100	14,5	15,0	133,5	30,0	10
2000	2000	M20	185	49	120	19,3	19,5	165,5	38,0	15

EYE END WITH SHORT EXTERNAL THREAD

no. R	no. L	a	b1	b2	c	ød	e	f	h	k
0500-01	0500-01	M5	53	15	25	5,5	6,0	46,0	12,0	3
0600-01	0600-01	M6	51	16	30	6,5	7,0	44,0	14,0	4
0800-01	0800-01	M8	65	21	35	8,5	9,5	55,5	17,0	5

Measure assembly lengths like this:



Technical data subject to change. All rights reserved. © 1988/96 by Jakob AG Switzerland.