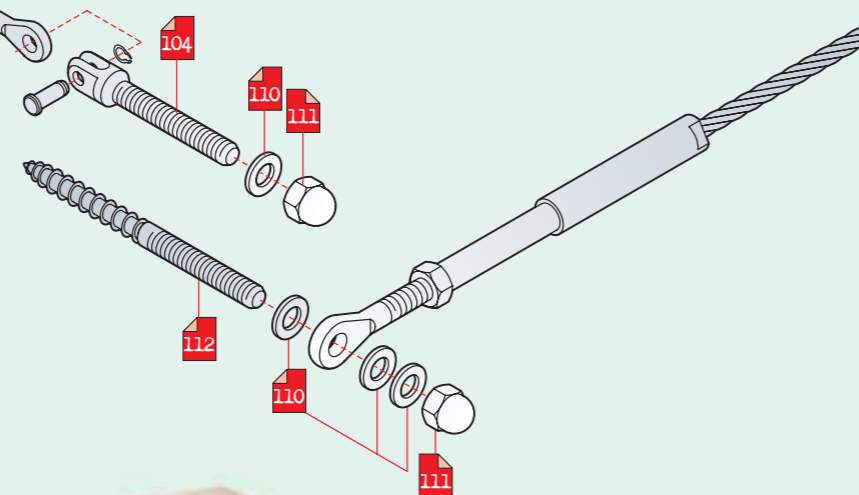




70.A



70.B

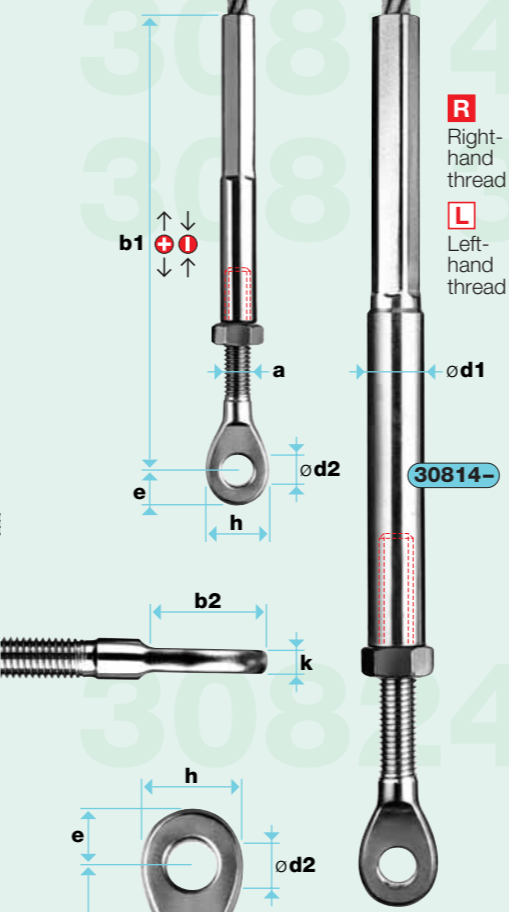
Technical data subject to change. All rights reserved. © 1988/96 by Jakob AG Switzerland.

1.4404  
AISI 316

EYE END / SWAGED INTERNAL THREAD

Breaking strength: 90% of min. rope breaking load

no. R	no. L	Ø mm	a	b1	b2	Ø d1	Ø d2	e	h	k	+	Range	-
0300-01	0300-01	3,0	M5	98	15	7	5,5	6,0	12,0	3	5	10	
0300-02	0300-02	3,0	M5	137	15	7	5,5	6,0	12,0	3	12	17	
0400-01	0400-01	4,0	M6	107	16	8	6,5	7,0	14,0	4	4	10	
0400-02	0400-02	4,0	M6	134	16	8	6,5	7,0	14,0	4	11	17	
0500-01	0500-01	5,0	M6	110	16	8	6,5	7,0	14,0	4	4	10	
0500-02	0500-02	5,0	M6	144	16	8	6,5	7,0	14,0	4	11	17	
0600-01	0600-01	6,0	M8	135	21	10	8,5	9,5	17,0	5	4	12	
0600-02	0600-02	6,0	M8	173	21	10	8,5	9,5	17,0	5	17	25	
0800-01	0800-01	8,0	M10	247	29	13	10,5	12,0	22,0	6	17	27	
1000-01	1000-01	10,0	M12	294	31	18	13,0	14,0	24,5	8	23	35	
1000-02	1000-02	10,0	M14	295	34	20	13,0	14,0	27,0	9	26	40	
1200-01	1200-01	12,0	M16	345	37	25	14,5	15,0	30,0	10	26	42	
1600-01	1600-01	16,0	M20	410	49	32	19,3	19,5	38,0	15	30	50	



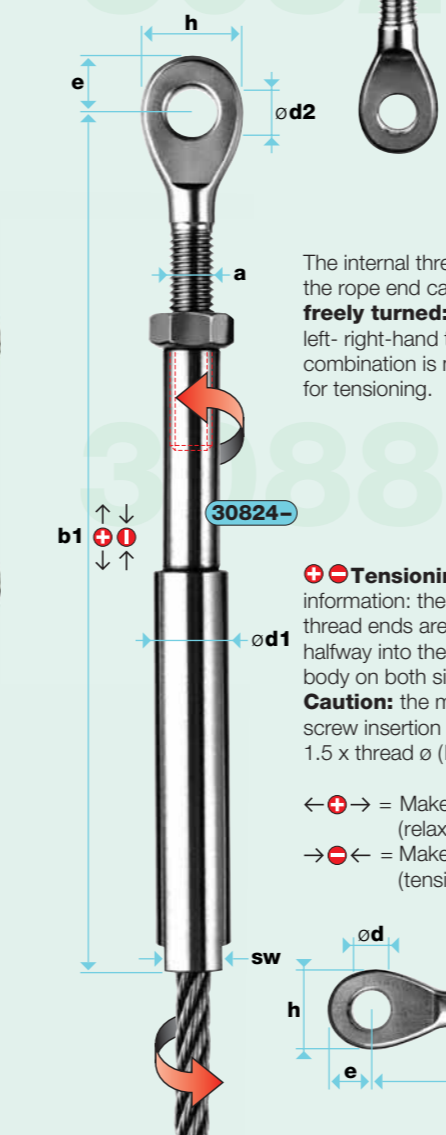
R Right-hand thread  
L Left-hand thread

EYE END / SWAGED INTERNAL THREAD SWIVEL END

Breaking strength: 90% of min. rope breaking load / Patent/DBGM pending

no.	Ø mm	a	b1	b2	Ø d1	Ø d2	e	h	k	sw	+	Range	-
0300-01	3,0	M5	130	15	10	5,5	6,0	12	3	8	5	10	
0300-02	3,0	M5	160	15	10	5,5	6,0	12	3	8	12	17	
0400-01	4,0	M6	132	16	10	6,5	7,0	14	4	8	4	10	
0400-02	4,0	M6	156	16	10	6,5	7,0	14	4	8	11	17	
0500-01	5,0	M6	150	16	13	6,5	7,0	14	4	10	4	10	
0500-02	5,0	M6	176	16	13	6,5	7,0	14	4	10	11	17	
*0600-01	6,0	M8	162	21	13	8,5	9,5	17	5	10	4	13	
*0600-02	6,0	M8	202	21	13	8,5	9,5	17	5	10	17	25	

\*Not suitable for stranded wire rope no. 10810-



The internal thread and the rope end can be **freely turned**: no left- right-hand thread combination is needed for tensioning.

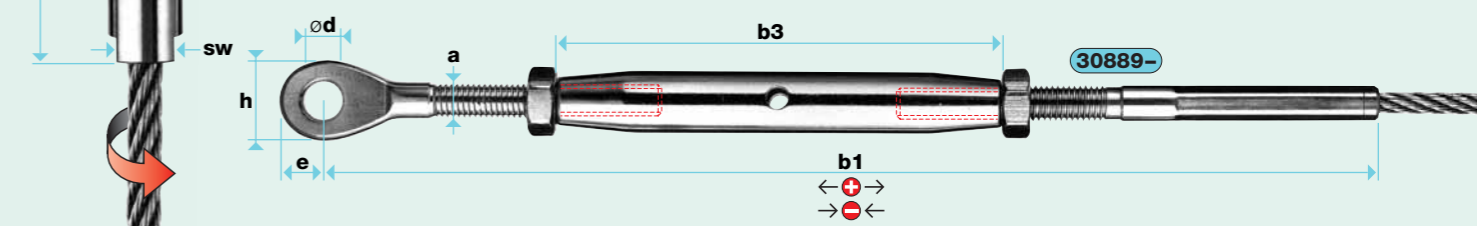
⊕ ⊖ Tensioning range information: the external thread ends are screwed halfway into the turnbuckle body on both sides.  
**Caution:** the minimum screw insertion depth is 1.5 x thread Ø (M8 = 12 mm).

← ⊕ → = Make longer (relax)  
→ ⊖ ← = Make shorter (tension)

TURNBUCKLE WITH EYE END, SWAGED

Breaking strength: 90% of min. rope breaking load

no.	Ø mm	a	b1	b2	b3	Ø d	e	h	k	+	Range	-
0200	2,0	M5	192	15	80	5,5	6,0	12,0	3	26	43	
0300	3,0	M6	214	16	92	6,5	7,0	14,0	4	28	50	
0400	4,0	M6	219	16	92	6,5	7,0	14,0	4	28	50	
0400-01	4,0	M8	248	21	112	8,5	9,5	17,0	5	34	50	
0500	5,0	M8	253	21	112	8,5	9,5	17,0	5	34	50	
0600	6,0	M10	287	29	120	10,5	12,0	22,0	6	30	50	
0800	8,0	M12	367	31	150	13,0	14,0	24,5	8	46	70	
1000	10,0	M16	491	37	190	14,5	15,0	30,0	10	48	90	
1200	12,0	M20	571	49	220	19,3	19,5	38,0	15	60	105	



Measure assembly lengths like this:



Technical data subject to change. All rights reserved. © 1988/02 by Jakob AG Switzerland. Rev. 2